

# Sori

K O R E A N



PUT THE PIECES TOGETHER

LEVEL 1

# Writing Practice

Sound Foundations — trace every consonant and vowel, and feel how each letter fits its shape as you write.

**Sound First. Fluency Follows.**

Put the pieces together. Speak Korean.

[sorikorean.com](http://sorikorean.com)

# Contents

How to Use This Book ..... 3

**Writing Practice — Sound Foundations**

L01 — Consonants ㄱ ㄴ ㄷ + ㅏ ..... 4

L02 — Vowels ㅑ ㅓ ..... 4

L03 — Vowels ㅕ ㅗ ..... 5

L04 — Vowel ㅡ ..... 5

L05 — Consonants ㄹ ㅁ ㅂ ..... 6

L06 — Consonants ㅅ ㅈ ㅇ ..... 6

L07 — Aspirated ㅊ ㅋ ㆁ ..... 7

L08 — Aspirated ㅍ ㅎ ..... 7

L09 — Multi-syllable words ..... 7

L10 — Y-vowels ㅓ ㅕ ㅗ ㅛ ..... 8

L11 — Plain consonants × Y-vowels ..... 8

L12 — Aspirated × ㅑ ..... 9

L13 — Final vowels ㅏ ㅓ ..... 9

L14 — Final consonants ㄱ ㄴ ㄷ ..... 10

L15 — Final consonants ㅁ ㅂ ㅇ ㄹ ..... 10

L16 — Integrated words ..... 11

# How to Use This Book

## Before

- You know the Korean letters
- But writing them feels unsure
- Letters drift out of shape



## After

- You write every glide & tense syllable
- Each letter sits inside its shape
- Your handwriting looks balanced

**Shapes guide your hand.** Every box has a dotted shape that shows where the letter belongs. Trace the gray model, keep your strokes inside the shape, then write the word in the empty boxes.

## The four shapes



◁ **Vertical & diphthong**  
vowel on the right  
가 · 과 · 의



△ **Horizontal**  
vowel at the bottom  
고 · 소 · 요



□ **Vertical + final**  
with a batchim  
강 · 밥

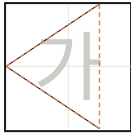
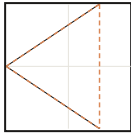
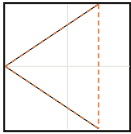
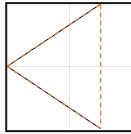
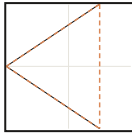
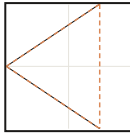
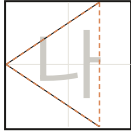
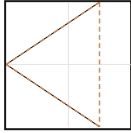
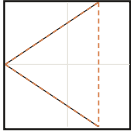
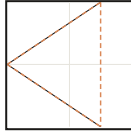
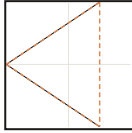
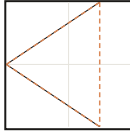
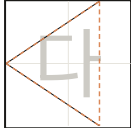
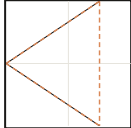
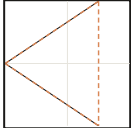
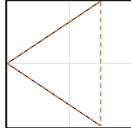
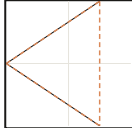
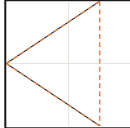


◇ **Horizontal + final**  
down-vowel & batchim  
굴 · 들

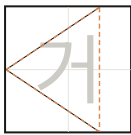
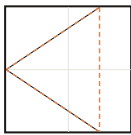
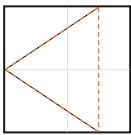
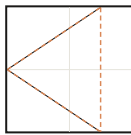
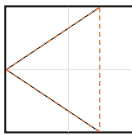
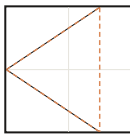
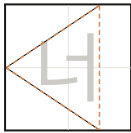
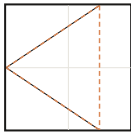
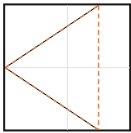
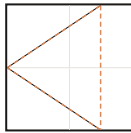
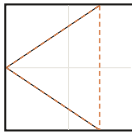
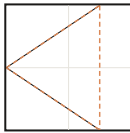
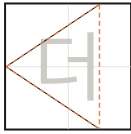
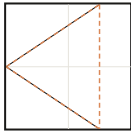
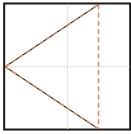
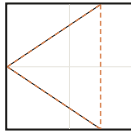
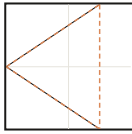
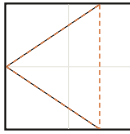
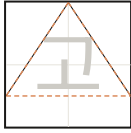
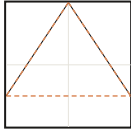
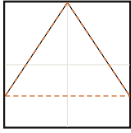
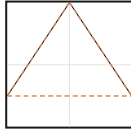
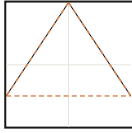
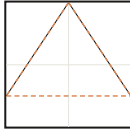
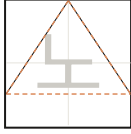
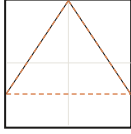
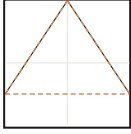



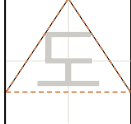
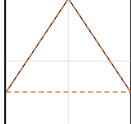
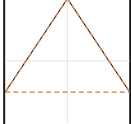

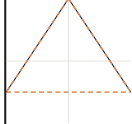

## Study order

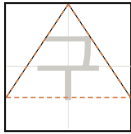
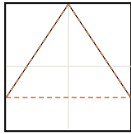
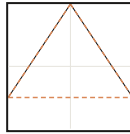
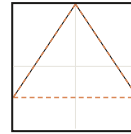
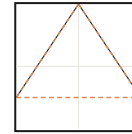
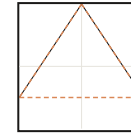
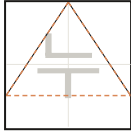
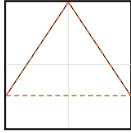
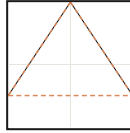
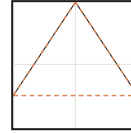
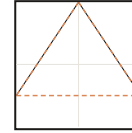
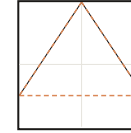
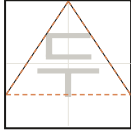
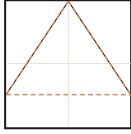
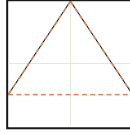
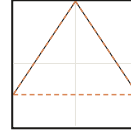
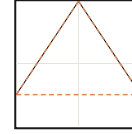
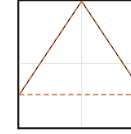

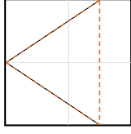
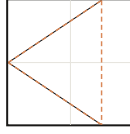
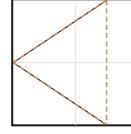
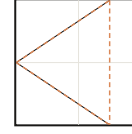
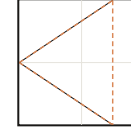
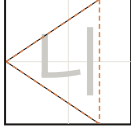
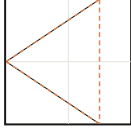
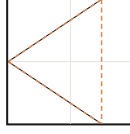
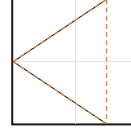
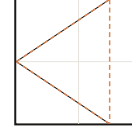
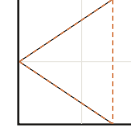
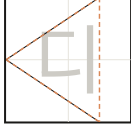
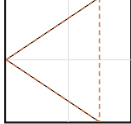
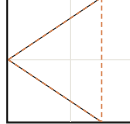
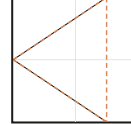
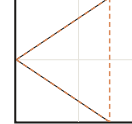
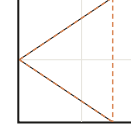
1. **Trace the model.** Follow the gray letter stroke by stroke.
2. **Mind the shape.** Keep every letter inside its dotted guide.
3. **Write it yourself.** Fill the empty boxes — whole words repeat across the row.
4. **Read aloud.** Say each syllable as you write it.

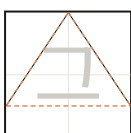
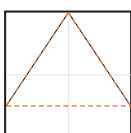
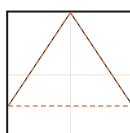
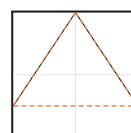
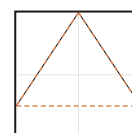
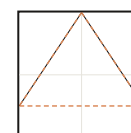
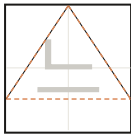
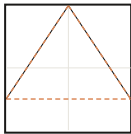
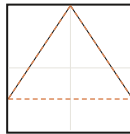
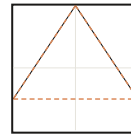
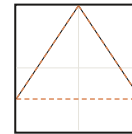
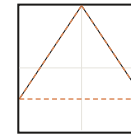
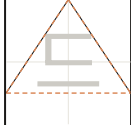





**L01 Consonants ㄱ ㄴ ㄷ + ㅏ**

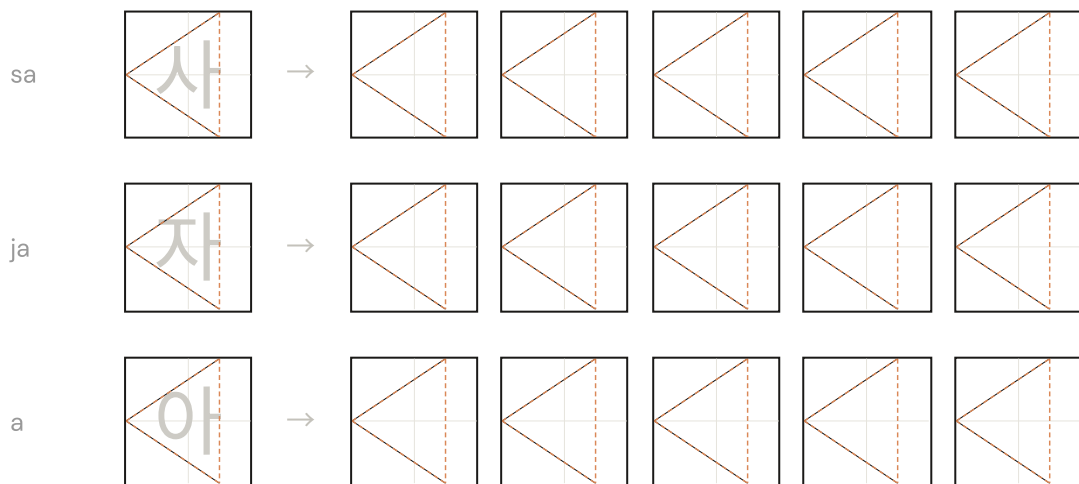
ga		→					
na		→					
da		→					

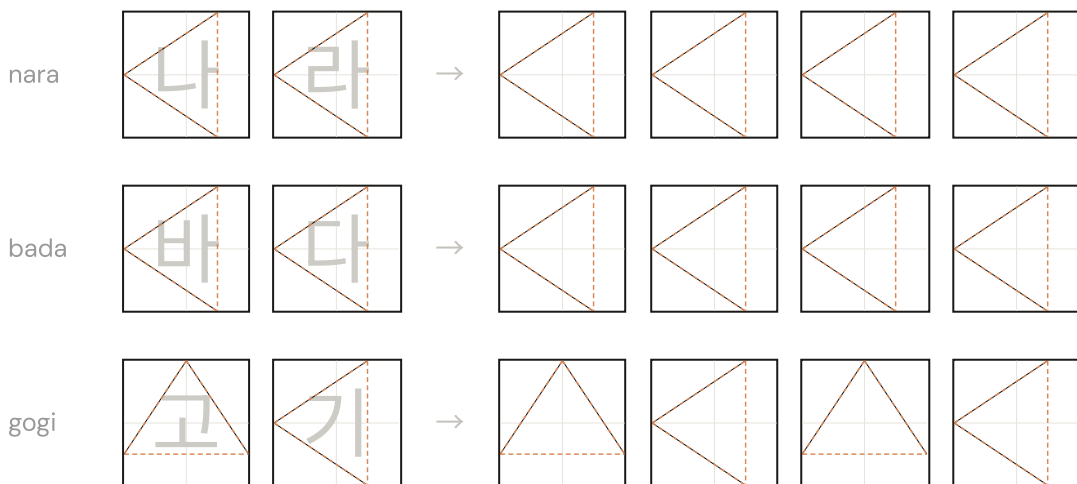
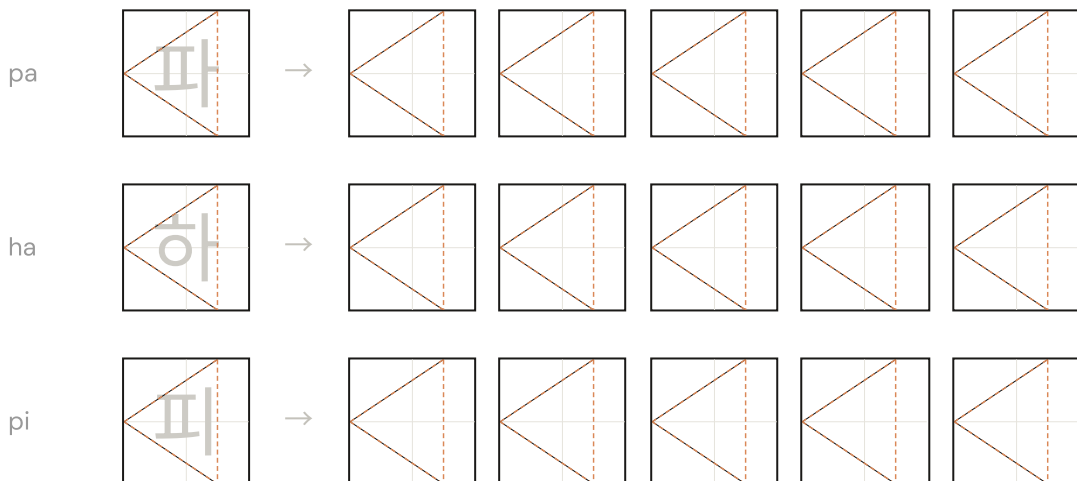
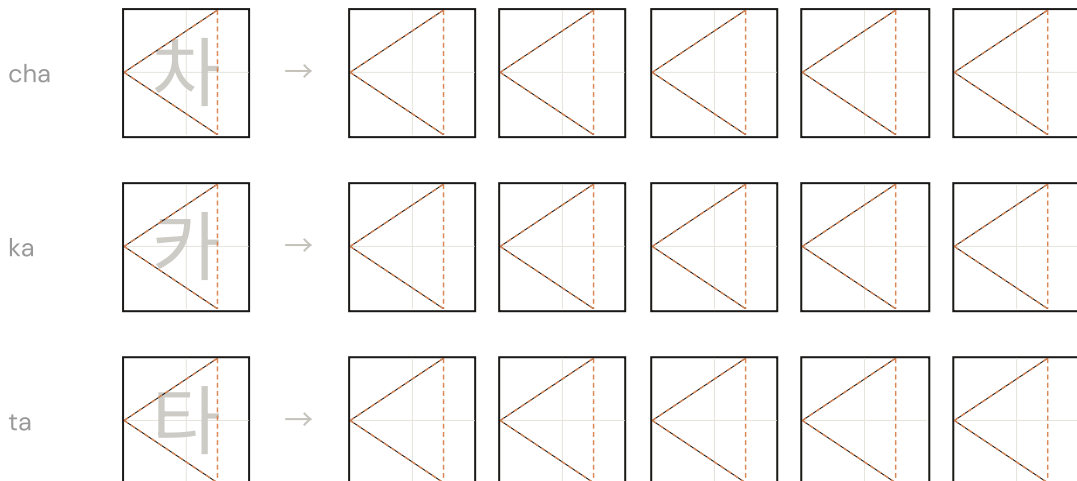
**L02 Vowels ㅓ ㅗ**

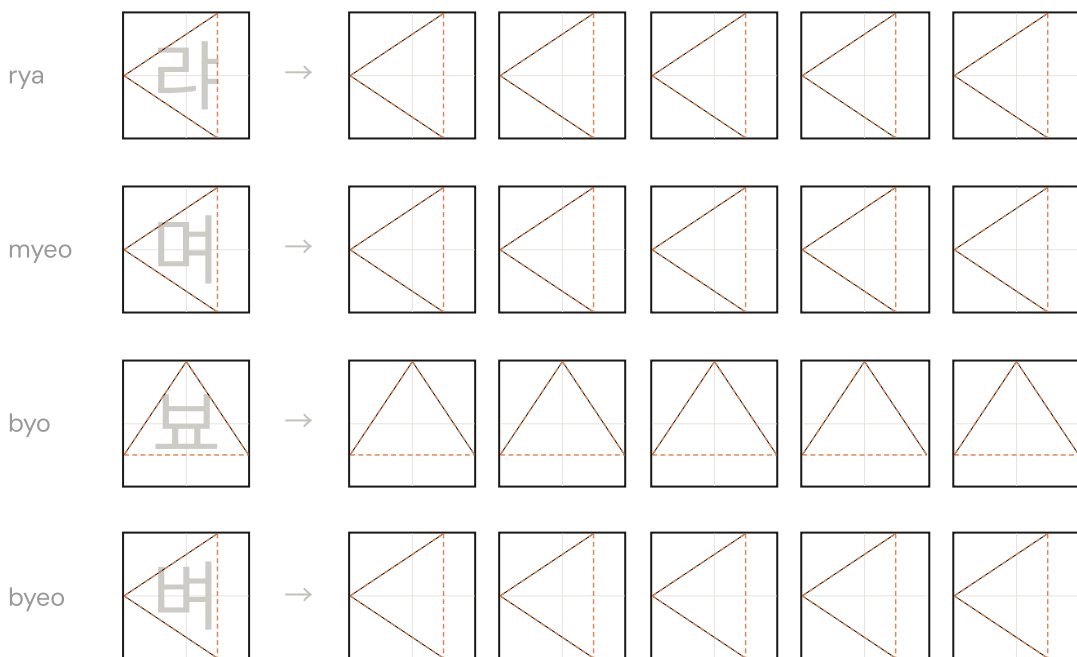
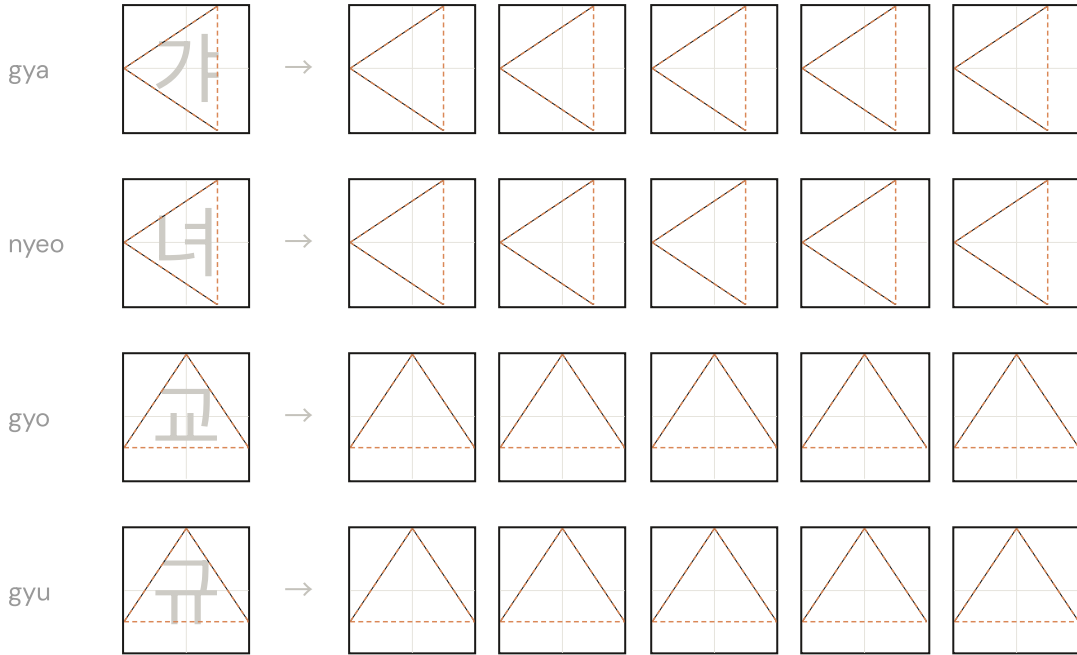
geo		→					
neo		→					
deo		→					
go		→					
no		→					
do		→					

gu		→					
nu		→					
du		→					
gi		→					
ni		→					
di		→					

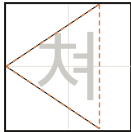
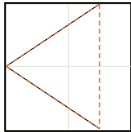
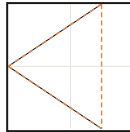
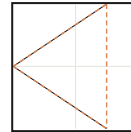
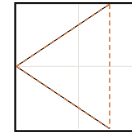
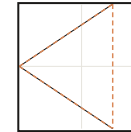

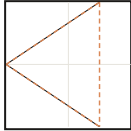
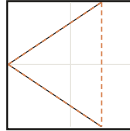
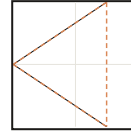
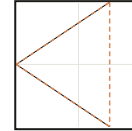
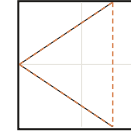
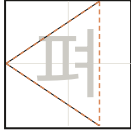
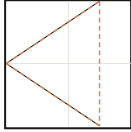
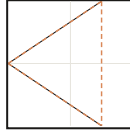
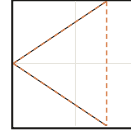
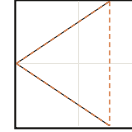
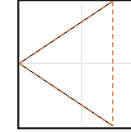
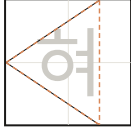
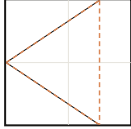
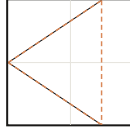
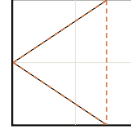
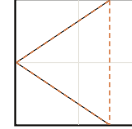
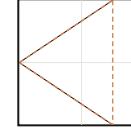
geu		→					
neu		→					
deu		→					



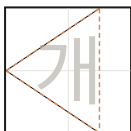
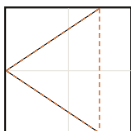
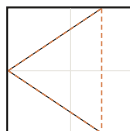
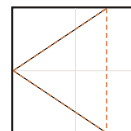
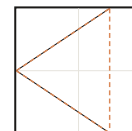
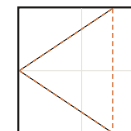
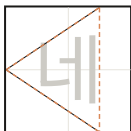
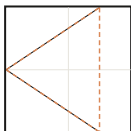
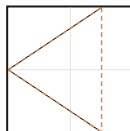
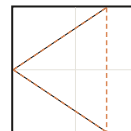
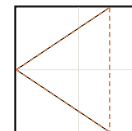
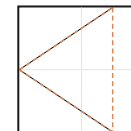
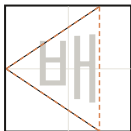
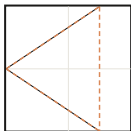
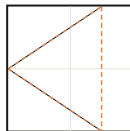
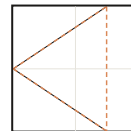
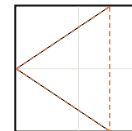
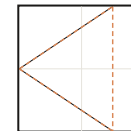
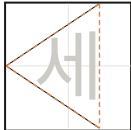
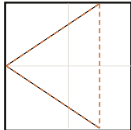
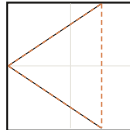
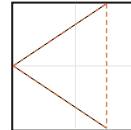
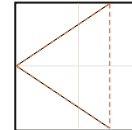
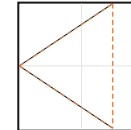






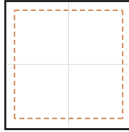




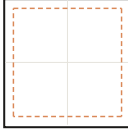

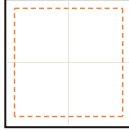
L12 Aspirated x ㅈ




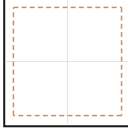
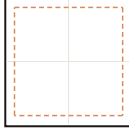
chyeo		→					
kyeo		→					
pyeo		→					
hyeo		→					






L13 Final vowels ㅐ ㅑ







gae		→					
ne		→					
bae		→					
se		→					







gak     →     







gan     →     


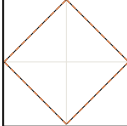
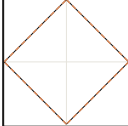
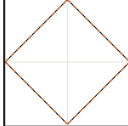
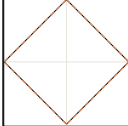
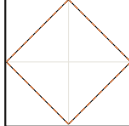
gat     →     

an     →     

bap     →     

gang     →     

mal     →     

bom     →     

L16 Integrated words

eomma			→				
joyong			→				
janda			→				